

FIGHTER



Fighter 1124 Euro 6.

4x2 / 6-SP MANUAL / STEEL SUSP.



OUR SAFEST FIGHTER YET WITH ACTIVE MITIGATION BRAKE, LANE DEPARTURE WARNING SYSTEM, ELECTRONIC STABILITY PROGRAM AND ACTIVE SIDEGUARD ASSIST AS STANDARD.

GVM

11,000_{KG}

GCM

11,000_{KG}

Power/Torque

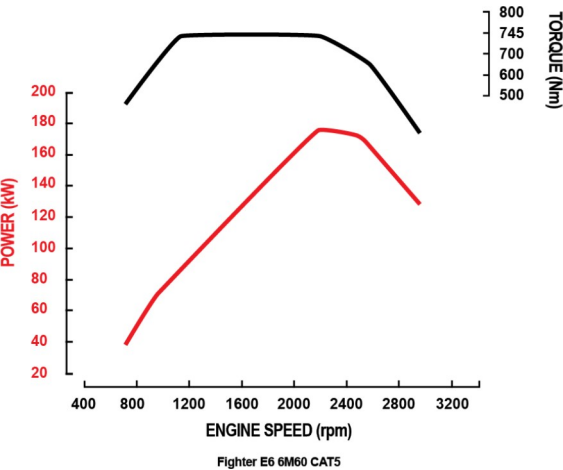
177_{KW} / 745_{NM}

- Medium rigid licence required.
- Actual vehicle may differ from above image

FIGHTER SPECIFICATIONS

MODEL	WHEEL BASE	GVM	GCM
A 4X2 1124 STEEL SUSP. SWB 6 SP. MAN - FK62FHY5RFAC	4270mm	11,000kg	11,000kg
B 4X2 1124 STEEL SUSP. MWB 6 SP. MAN - FK62FKY5RFAC	4870mm	11,000kg	11,000kg
C 4X2 1124 STEEL SUSP. LWB 6 SP. MAN - FK62FLY5RFAC	5210mm	11,000kg	11,000kg
D 4X2 1124 STEEL SUSP. XLWB 6 SP. MAN - FK62FMY5RFAC	5540mm	11,000kg	11,000kg

Engine	
Engine Version	FUSO 6M60-CAT5 Diesel
Configuration	6 Cyl. In-line OHC, 4-Valve
Injection System	DENSO Common Rail System Electronically Controlled Direct Injection
Type	Variable Geometry Turbo Charged Air to Air Intercooler
Displacement	7.5 litre (7545cc)
Bore	118mm
Stroke	115mm
Power (ECE R85-00)	177kW @ 2270 rpm
Torque (ECE R85-00)	745Nm @ 950-2270 rpm
Maximum Engine Speed	2900 rpm
Compression Ratio	16.0:1
Cooling System / Oil Cooler	Water cooled, 23.0L capacity/ Plate type engine oil cooler
Air Cleaner	Paper Element Type with Restrictor Indicator. Mounted Underbody (RH)
Emission Control	Diesel Particulate Filter (DPF) Exhaust Gas Recirculation (EGR) Selective Catalytic Reduction (SCR)
Emission Level	ADR 80/03 - Euro VI



Fuel	
Tank Type	Rectangular Steel Tank with Locking Cap
Fuel Capacity *	200 Litres
AdBlue Exhaust Fluid Capacity	23 Litres
Notes	*Max Fill to approx 95% of capacity

Cooling	
Fan Drive	Electronically controlled (Viscous)
Radiator	Corrugated Fin with Expansion Tank

Electrical	
Voltage	24V Negative Earth
Battery Capacity	2x12V, 80Ah/5hr
Battery Specification	95E41R X2
Headlamp Type	Halogen
Headlamp Capacity	Low beam 2x70W High beam 2x70W
Fog Light	Halogen

Clutch	
Clutch Model	FUSO C7M38
Type	Single Plate
Operation/Specification	Air Assisted Hydraulic

Transmission	
Version	FUSO Manual M070S6-OD
Type/Speeds	6 with Air Assisted Gearshift
Features	Synchromesh 2nd-6th
Ratios	1st: 6.807 2nd: 4.172 3rd: 2.396 4th: 1.504 5th: 1.000 6th: 0.774 Rev. 6.807
PTO Opening	LH Side

Propeller Shaft	
Type	P10
Universal Joint	Needle Roller

Front Axle	
Axle Version	FUSO F500T
Type	Reverse Elliot 'I' Beam
Capacity *	5000kg
Notes	*See MAX LOADING for vehicle capacity.

Front Suspension	
Type	Long Taper Leaf with Stabiliser Bar and Double Acting Shock Absorbers
Size	1300x70mm Leaves

Rear Axle	
Type	Full Floating Banjo Type
Axle Version	FUSO R052T
Capacity*	9500kg
Ratio	4.625:1
Notes	*See MAX LOADING for vehicle capacity.

Rear Suspension	
Type	Steel Suspension
Details	Semi-Elliptic Leaf with Stabiliser Bar
Size Main Leaves	1300x70mm
Size Helper Leaves	900x70mm

Max Loading	
Front	4480kg
Rear	8480kg
Total	11000kg
Notes	GCM 11,000 kg, no towing capacity.

Options	
Options	R64: Limited Slip Differential FK62FHY

Steering	
Type	Integral Power Assisted Ball and Nut
Steering Column	Tilt/Telescopic Adjustable

Brakes	
Type	Full Air, Dual Circuit, FUSO Taper Roller, Automatic Brake adjustment, ABS
Size Front	370x150mm
Size Rear	370x150mm
Park Brake	Rear Wheel Spring Actuated
Auxiliary	Exhaust Brake
Compressor	Water Cooled, 340cc Single Cyl.

FIGHTER SPECIFICATIONS

MODEL	WHEEL BASE	GVM	GCM
A 4X2 1124 STEEL SUSP. SWB 6 SP. MAN - FK62FHY5RFAC	4270mm	11,000kg	11,000kg
B 4X2 1124 STEEL SUSP. MWB 6 SP. MAN - FK62FKY5RFAC	4870mm	11,000kg	11,000kg
C 4X2 1124 STEEL SUSP. LWB 6 SP. MAN - FK62FLY5RFAC	5210mm	11,000kg	11,000kg
D 4X2 1124 STEEL SUSP. XLWB 6 SP. MAN - FK62FMY5RFAC	5540mm	11,000kg	11,000kg

Wheels & Tyres	
Wheel Type	7 x Single Piece Steel Disc Including Spare
Wheel Size	19.5x6.75DC-147-12t
Wheel Stud Pattern	8x275mm PCD
Tyre Size All	245/70R19.5 136/134
Spare Tyre Carrier	Provided

Chassis	
Type	Parallel Channel
Size	228x80x7.0mm
Width	842mm
Tensile Strength	540 MPa

Instruments	
Gauges	Speedometer Tachometer Fuel Level Air Pressure AdBlue Level
Colour Information Display	Odometer Tripmeter (x2) Hour Meter (x2) Outside Temperature AdBlue Level DPF Information Driving Range (Fuel and AdBlue) Current Vehicle Speed Cruise Control Lane Departure Warning Active Attention Assist Warning Alarm Clock Level Control Service Indicator & Reminder System Air Pressure Coolant Temperature Engine Oil Level & Running Time

Multi-Media Package	
Satellite Navigation	Maps with heavy vehicle weight, length, height & hazardous material selectable restrictions with 3 years of Map updates
Colour Display	6.2 inch LCD with touch screen control
Phone Connectivity	Bluetooth® hands free
Audio Visual Entertainment	Bluetooth® music streaming compatible Digital radio DAB+ (also AM/FM for areas not covered by DAB+) & USB
Reversing Camera	1 Reverse Camera fitted as standard
Compatible	Display can accept up to 4 additional cameras#
Optional Accessories	Rear Mounted Parking Sensor Kit High or Low
(available at additional cost)	Tyre Pressure Monitoring System

Active Safety	
Safety Systems	AMB plus - Active Mitigation Brake ESP - Electronic Stability Program AAA - Active Attention Assist ASA - Active Sideguard Assist LDWS - Lane Departure Warning System ABS - Anti-lock Braking System DRL - Daytime Running Lamps
Reverse Warning	Wide Dynamic Range Camera and Buzzer
Notes	Active Safety Systems primary function is to provide driver assistance to increase road safety in events of driver inattentiveness. These systems do not allow for lack of attention whilst driving and should not replace safe and alert driving.

Passive Safety	
Airbags	SRS Airbag - Driver
Seat Belts	Driver Seat Belt Pre-tensioner

Service Intervals	
Interval*	20,000km or 12 Months whichever occurs first

Warranty	
Basic/Powertrain	5 Years or 300,000kms (whichever occurs first)

Performance	
Turning Circle (kerb to kerb - metres)	A 15.2 B 17.2 C 18.2 D 19.4
Gradeability at Rated GVM (theoretical)*	51%
Notes	*This is theoretical performance only. Actual performance may vary under different conditions

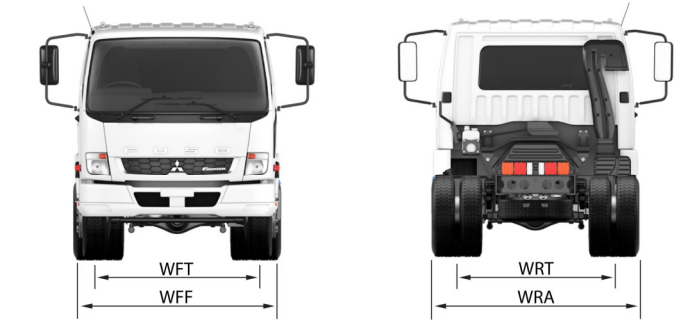
Mass estimated*	
Front*	A 2380kg B 2365kg C 2395kg D 2405kg
Rear*	A 1490kg B 1510kg C D 1555kg
Total*	A 3870kg B 3875kg C 3950kg D 3960kg
Notes	* Mass (est.) includes oil and water but excludes spare wheel, tools & fuel. Weights provided are subject to 3.5% variation (+/-)

Dimensions mm	
WFF (Width Front Fender) (mm)	2170
WRA (Width Rear Axle) (mm)	2255
WFT (Width Front Track) (mm)	1780
WRT (Width Rear Track) (mm)	1710
Width Frame (mm)	842
A - Length Overall (mm)	A 7220 B 8095 C 8645 D 9075
C - Front Overhang (mm)	1135
D - Wheelbase (mm)	A 4270 B 4870 C 5210 D 5540
G - Front Axle to Rear of Cab (mm)	855
H - Rear of Cab to Rearmost Item Behind Cab (mm)	75
I - Rearmost Item Behind Cab to Rear Axle (mm)	A 3340 B 3940 C 4280 D 4610
J - Frame, Rear Axle to End (mm)	A 1815 B 2090 C 2300 D 2400
N - Height Overall (mm)	2480
R - Height Rear Frame to Ground (mm)	A 918 B C D 917

Body Builder's Notes	
Notes	Chassis reinforcement must be utilised for Tipper/ Demountable type body configurations. To conform with ADR 13/00 and 14/02 (lighting/mirror requirements) the following must be adhered to at body installation. - If other than a flat type or tipper body is fitted, rear end out-line marker lamps must be installed. - If overall length exceeds 6.0 metres, side reflectors must be installed. - If overall length exceeds 7.5 metres, side marker lamps must be installed. - If overall width is less than 2.4 metres, the mirrors must be modified to project not more than 230mm. To conform with ADR 42/04 (General Safety), rear wheel guards must be fitted to the vehicle.

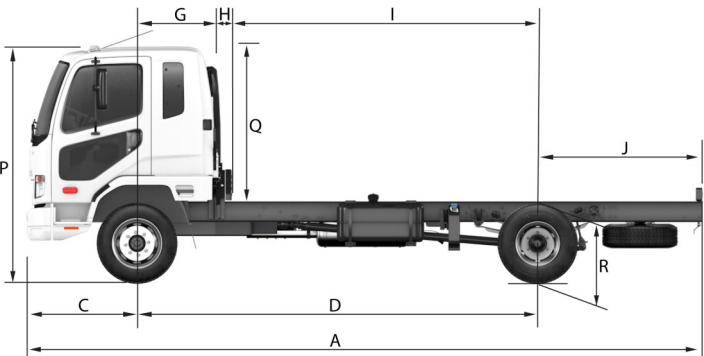
FIGHTER SPECIFICATIONS

MODEL	WHEEL BASE	GVM	GCM
A 4X2 1124 STEEL SUSP. SWB 6 SP. MAN - FK62FHY5RFAC	4270mm	11,000kg	11,000kg
B 4X2 1124 STEEL SUSP. MWB 6 SP. MAN - FK62FKY5RFAC	4870mm	11,000kg	11,000kg
C 4X2 1124 STEEL SUSP. LWB 6 SP. MAN - FK62FLY5RFAC	5210mm	11,000kg	11,000kg
D 4X2 1124 STEEL SUSP. XLWB 6 SP. MAN - FK62FMY5RFAC	5540mm	11,000kg	11,000kg



Call 1800 033 557

or visit fuso.com.au



Unless specified in writing herein the accessories, applications, bodies or equipment depicted in this are for illustration purposes only and may not be available from Daimler Truck Australia Pacific Pty Ltd. ABN 86 618 413 282 DTAuP. No representation or warranty whatsoever is given in relation to any accessories, applications, bodies or equipment or suitability of same that are shown herein that may be manufactured, supplied or fitted by a party other than DTAuP. DTAuP reserves the right without notice or obligation to discontinue or make changes to the colour, designs, materials and specifications of the products and options referred to herein at any time. For the most current information and in order to ascertain which accessories, applications, bodies and equipment are available from DTAuP please contact your authorised FUSO dealer. Fuso is a registered trademark of Daimler Truck Australia Pacific Pty Ltd. Copyright DTAuP. Reproduction in whole or part prohibited without written approval. Part Number TSF56A. Valid from 17-May-21.