

FIGHTER

FUSO

Fighter 1627.

4x2 / 9-SP MANUAL / STEEL or AIR SUSP.



CLASS LEADING 30,000KM SERVICE INTERVALS.

GVM

16,000_{KG}

GCM

32,000_{KG}

Power/Torque

199_{KW} / 784_{NM}

- Medium rigid licence required.

FIGHTER SPECIFICATIONS

MODEL

B	4x2 1627 Steel Susp. XXLWB 9 Sp. MAN (FM65FS2RFAK)
C	4x2 1627 Air Susp. XLWB 9 Sp. MAN (FM67FM2RFAK)
D	4x2 1627 Air Susp. XXLWB 9 Sp. MAN (FM67FS2RFAK)

WHEEL BASE

6500mm
5550mm
6500mm

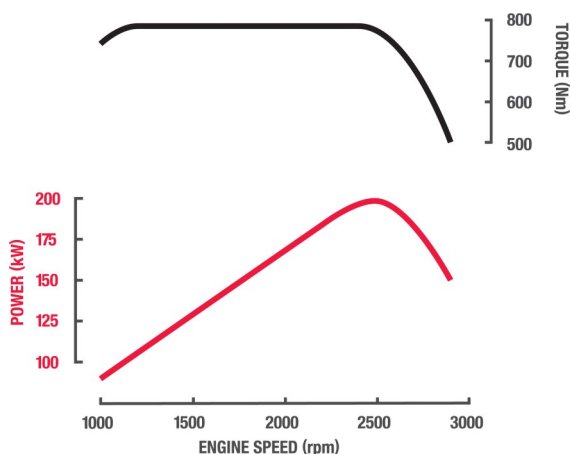
GVM

16,000kg
16,000kg
16,000kg

GCM

32,000kg
32,000kg
32,000kg

Engine	
Engine Version	FUSO 6M60-9AT2 Diesel
Configuration	6 Cyl. In-line OHC, 4-Valve
Type	Variable Geometry Turbo Charged Air to Air Intercooler
Displacement	7.5 litre (7545cc)
Bore	118mm
Stroke	115mm
Power (ECE R85-00)	199kW @ 2500 rpm
Torque (ECE R85-00)	784Nm @ 1100~2400 rpm
Maximum Engine Speed	2900 rpm
Compression Ratio	16.0:1
Cooling System / Oil Cooler	Water cooled, 23.0L capacity/ Plate type engine oil cooler
Air Cleaner	Paper Element Type with Restrictor Indicator. Vertical Intake Mounted on Clean Air Side (RH)
Emission Control	Selective Catalytic Reduction (SCR) after-treatment system (BlueTec), Positive Crankcase Ventilation (PCV)
Emission Level	ADR 80/03 - Euro 5



Fuel	
Injection System	DENSO Common Rail System Electronically Controlled Direct Injection
Tank Type	Rectangular Alloy Tank with Locking Cap
Fuel Capacity *	300 Litres
AdBlue Exhaust Fluid Capacity	40 Litres
Speed Limiter	Speed Limited 100km/h
Notes	*Max Fill to approx 95% of Air Capacity

Cooling	
Fan Drive	Thermo modulated continuous control (Viscous)
Radiator	Corrugated Fin with Expansion Tank

Electrical	
Voltage	24V Negative Earth
Battery Capacity	2x12V, 100Ah/20hr
Headlamp Type	Halogen
Headlamp Capacity	Low Beam 2x70W High Beam 2x75W

Clutch	
Clutch Model	FUSO C7M38
Type	Single Dry Plate
Operation/Specification	Air Assisted Hydraulic

Transmission	
Version	Eaton Manual ES-11109 (Fuso Code M060S9)
Type/Speeds	9 Speed
Features	Synchromesh 1L~4H
Ratios	Low Range Low: 12.64 1st: 8.81 2nd: 6.55 3rd: 4.77 4th: 3.55 High Range 1st: 2.48 2nd: 1.85 3rd: 1.34 4th: 1.00 Rev. 13.21
PTO Opening	LH Side & Rear

Propeller Shaft	
Type	P12
Universal Joint	Needle Roller

Front Axle	
Axle Version	FUSO F650T
Type	Reverse Elliot 'I' Beam
Capacity *	6300kg
Notes	*See MAX LOADING for vehicle capacity.

Front Suspension	
Type	Parabolic Leaf with Double Acting Shock Absorbers
Size	1400x80mm Leaves

Rear Axle	
Type	Full Floating Hypoid
Axle Version	FUSO R080T/D10H
Capacity*	10800kg
Ratio	B 4.625:1 C D 4.222:1
Notes	*See MAX LOADING for vehicle capacity.

Rear Suspension		
Type	B Steel Suspension	C D Air Suspension
Details	B Semi-Elliptic Leaf	C D Trailing Arm with Air Dump Control and Double Acting Shock Absorbers
Size Main Leaves	B 1400x80mm	C D N/A
Size Helper Leaves	B 960x80mm	C D N/A
Air Spring	B N/A	C D 2x250mm dia.
Trailing Arm	B N/A	C D (643+390)x80x35mm-2 Leaves
Road Friendly Certification Number	B N/A	C D RF2043
Capacity at Ground *	B N/A	C D 10000kg total

Max Loading	
Front	6000kg
Rear	10000kg
Total	16000kg

Options	
---------	--

Steering	
Type	Integral Power Assisted Ball and Nut
Steering Column	Tilt/Telescopic Adjustable with Lock
Ratio	22.4:1

FIGHTER SPECIFICATIONS

MODEL

B	4x2 1627 Steel Susp. XXLWB 9 Sp. MAN (FM65FS2RFAK)
C	4x2 1627 Air Susp. XLWB 9 Sp. MAN (FM67FM2RFAK)
D	4x2 1627 Air Susp. XXLWB 9 Sp. MAN (FM67FS2RFAK)

WHEEL BASE

6500mm
5550mm
6500mm

GVM

16,000kg
16,000kg
16,000kg

GCM

32,000kg
32,000kg
32,000kg

Brakes	
Type	Full Air, Dual Circuit, FUSO Taper Roller, Automatic Brake adjustment, ABS with ASR (Anti Slip Regulator)
Size Front	410x150mm
Size Rear	410x200mm
Park Brake	Rear Wheel Spring Actuated
Auxiliary	Exhaust Brake
Compressor	Water Cooled, 340cc Single Cyl.
Air Dryer Model	MD4

Wheels & Tyres	
Wheel Type	7, Single Piece Disc
Wheel Size	22.5x8.25DC-165-13t
Wheel Stud Pattern	10x335mm PCD
Tyre Size All	B 11R22.5 148/145L C D 275/70R22.5 148/145L
Spare Tyre Carrier	Provided

Chassis	
Type	Parallel Channel
Size	280x90x8.0mm
Width	841mm
Tensile Strength	540Mpa

Instruments	
Gauges	Speedometer with Odometer Tachometer Air Pressure (2) Fuel Level Water Temperature
Colour Information Display	Fuel Consumption Service Indicators Hour Meter and Tripmeter
Warning Lamps	ABS ASR Turn Signal High Beam Exhaust Brake Hill Start Assist Oil Level Ad Blue Low Fuel Low Park Brake Alternator Oil Filter Blockage Engine Control / Cruise Control (ECU) Air Filter Restriction Fuel Filter Water Contamination Door Opening High/Low Gear Range
Warning Lamp/Buzzer	Air Pressure Oil Pressure Engine Overheat / Low Coolant Level

Multi-Media Package	
Satellite Navigation	Maps with heavy vehicle weight, length, height & hazardous material selectable restrictions with 3 years of Map updates
Colour Display	6.2 inch LCD with touch screen control
Phone Connectivity	Bluetooth® hands free
Audio Visual Entertainment	Bluetooth® music streaming compatible Digital radio DAB+ (also AM/FM for areas not covered by DAB+) USB & 3.5mm/AUX port
Reversing Camera Compatible	Display can accept up to 5 cameras#
Optional Accessories (available at additional cost)	Rear Mounted Parking Sensor Kit High or Low Tyre Pressure Monitoring System
Notes	# Cameras available through spare parts

Standard Features	
Airbag(s)	Driver's Air Bag and Seat Belt Pre-tensioners
Hill Start System	Yes
Cab Cooling & Heating	Air Conditioner / Heater / Demister
Accessory Power	24V Accessory Power Outlet / Cigar Lighter
Driving	ASR (Traction Control) Keyless Central Locking Electric Windows Cruise Control LH Transom Window Fuso Multimedia Unit Cup Holders (4) Rear Quarter Glass Fluorescent Cabin Lamp and Interior Reading Lamps Engine Idle Speed Control
Storage	Centre Seat Storage Console Rear Bunk Storage Pocket Dash Storage Tray 2 DIN Glove Compartment 1 Single & 1 Double DIN Slot for Accessories Overhead Storage Pocket with Lid RH Door Storage Pocket
Cab: External	Roof Mounting Points (max. static load 70kg) Front End-Outline Marker Lamps
Chassis	Chassis Mounted Tool Box Reverse Warning Buzzer Integrated Front Underrun Protection System (FUPS)

Cab Features	
Type	All Steel Forward Control Manual Tilt 44 deg.
Mounting	Hydroelastic Susp. 4 Point
Colour	Natural White
Interior	Fully Trimmed
Windscreen	Laminated Tinted
Windscreen Wipers	2 Speed + Intermittent Cycle with Integrated Washer Nozzles
Door	90 degree Opening Angle
Rear Vision Mirrors	Remote / Heated with Convex Spotter (Both sides)
Seating Capacity	3
Seat Belts	2 ELR Lap Sash, 1 Lap Driver pre-tensioner
Seat (driver)	ISRI Air Suspension with Height, Tilt and Dampening Adjustment Integral Headrest and Fabric Trim
Seats (passenger)	Centre: Low Back with Fabric Trim Forward Folding Far Passenger: Fixed Base with Reclining Seat Back, Integral Headrest and Fabric Trim

Service Intervals	
Interval*	30,000km or 12 Months (whichever occurs first)
Notes	* based on normal operating conditions and may be reduced when operating under severe conditions.

Warranty	
Basic/Powertrain	5 Years or 350,000kms (whichever occurs first)
Cab Perforation/Anti Corrosion	5 Years

Performance	
Turning Circle (kerb to kerb - metres)	B D 21.4 C 18.4
Electronically Speed Limited to:	100km/hr Conforms to ADR65/..
Engine Speed (rpm) at 100km/hr (top gear)	2428
Gradeability at Rated GVM (theoretical)*	53%
Gradeability at Rated GCM (theoretical)*	23%
Notes	*This is theoretical performance only. Actual performance may vary under different conditions

FIGHTER SPECIFICATIONS

MODEL

B	4x2 1627 Steel Susp. XXLWB 9 Sp. MAN (FM65FS2RFAK)
C	4x2 1627 Air Susp. XLWB 9 Sp. MAN (FM67FM2RFAK)
D	4x2 1627 Air Susp. XXLWB 9 Sp. MAN (FM67FS2RFAK)

WHEEL BASE

6500mm
5550mm
6500mm

GVM

16,000kg
16,000kg
16,000kg

GCM

32,000kg
32,000kg
32,000kg

Mass estimated*

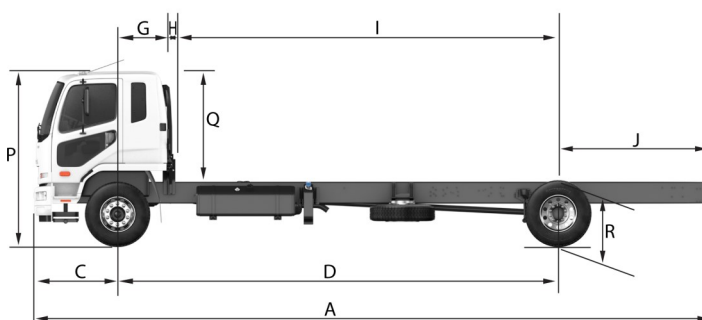
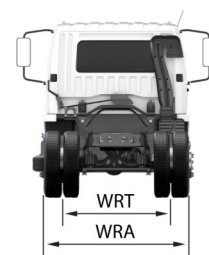
Front*	B	C	D
	3115kg	3050kg	3105kg
Rear*	B	C	D
	2045kg	1930kg	2010kg
Total*	B	C	D
	5160kg	4980kg	5115kg
Notes	* Mass (est.) includes oil and water but excludes spare wheel, tools & fuel. Weights provided are subject to 3.5% variation (+/-)		

Dimensions mm

WFF (Width Front Fender) (mm)	2450	
WRA (Width Rear Axle) (mm)	2470	
WFT (Width Front Track) (mm)	1925	
WRT (Width Rear Track) (mm)	1850	
Width Frame (mm)	841	
A - Length Overall (mm)	B D	C
	10695	9325
C - Front Overhang (mm)	1245	
D - Wheelbase (mm)	B D	C
	6500	5550
G - Front Axle to Rear of Cab (mm)	745	
H - Rear of Cab to Rearmost Item Behind Cab (mm)	130	
I - Rearmost Item Behind Cab to Rear Axle (mm)	B D	C
	5625	4675
J - Frame, Rear Axle to End (mm)	B D	C
	2950	2530
P - Height Cab to Ground (mm)	B	C D
	2680	2630
Q - Height Cab to Frame (mm)	1669	
R - Height Rear Frame to Ground (mm)	B	C D
	1072	Inflated: 969 Deflated: 922

Body Builder's Notes

Notes	Chassis reinforcement must be utilised for Tipper/Demountable type body configurations. To conform with ADR 13/00 (lighting requirements) the following must be adhered to at body installation. - If other than a flat type or tipper body is fitted, rear end out-line marker lamps must be installed. - If overall length exceeds 6.0 metres, side reflectors must be installed. - If overall length exceeds 7.5 metres, side marker lamps must be installed. To conform with ADR 42/04 (General Safety), rear wheel guards must be fitted to the vehicle.
-------	--



Call 1800 033 557

or visit fuso.com.au

Unless specified in writing herein the accessories, applications, bodies or equipment depicted in this are for illustration purposes only and may not be available from Daimler Truck Australia Pacific Pty Ltd. ABN 86 618 413 282 DTAuP. No representation or warranty whatsoever is given in relation to any accessories, applications, bodies or equipment or suitability of same that are shown herein that may be manufactured, supplied or fitted by a party other than DTAuP. DTAuP reserves the right without notice or obligation to discontinue or make changes to the colour, designs, materials and specifications of the products and options referred to herein at any time. For the most current information and in order to ascertain which accessories, applications, bodies and equipment are available from DTAuP please contact your authorised FUSO dealer. Fuso is a registered trademark of Daimler Truck Australia Pacific Pty Ltd. Copyright DTAuP. Reproduction in whole or part prohibited without written approval. Part Number TSF42G-SSV4. Valid from 17-May-21.